

Rayat Shikshan Sanstha
Rajarshi Chhatrapati Shahu College, Kolhapur
Feedback Committee
Feedback Analysis of Alumni
Academic Year: 2017-18
Submitted to
Internal Quality Assurance Cell

Introduction and Objectives:

Rayat Shikshan Sanstha's, **Rajarshi Chhatrapati Shahu College, Kolhapur** was established in the year 1961. The college aims at the overall development of the students to become entrepreneurs and professionals in the respective disciplines. Every year survey has conducted to assess the satisfaction of all the stakeholders regarding curriculum, teaching, learning, evaluation and infrastructure of the college. Receiving positive and negative feedback are an important in helping monitor and evaluate the provision. Feedback from all stakeholders is a contributing factor to run a successful college or institution.

Methodology

In academic year 2017-18, we asked all stakeholders to fill a feedback form (provided by college). The feedback forms have also available on the college website. Filling of feedback is mandatory.

Design of Feedback

The responses from the Alumni are collected on the four-point scale (Likert scale)

- 1) Very Good
- 2) Good
- 3) Satisfactory
- 4) Unsatisfactory

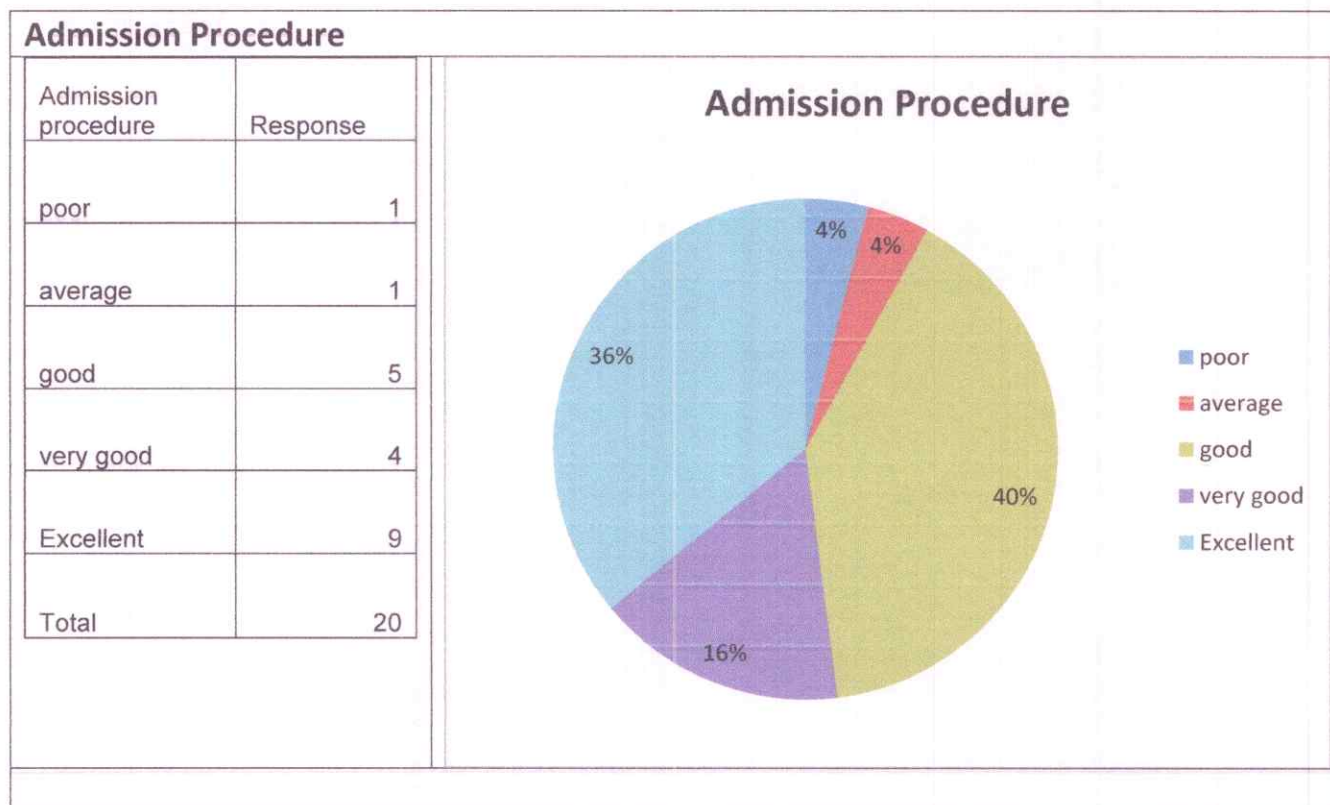
Data Coding

Least is best method is used to code data. It means lowest rank is given to the unsatisfactory response and next rank is given to satisfactory response and so on.

- 1) Unsatisfactory
- 2) Satisfactory
- 3) Good
- 4) Very Good

Analysis of Feedback

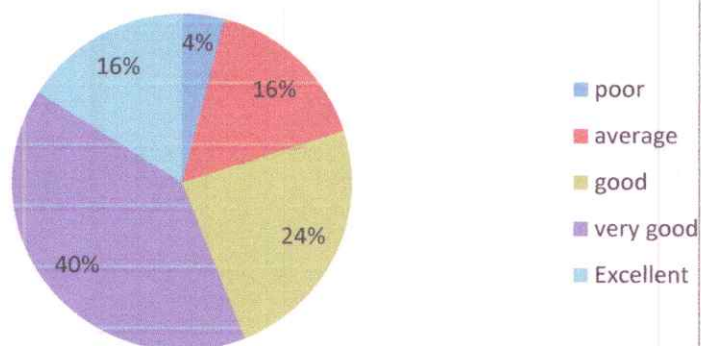
Feedback was collected and analyzed by Feedback Analysis Committee of the college. Opinion of all the stake holders is obtained about each parameter in terms of percentage. Analyze the data using tabular and graphical representation.



Fee Structure

Fee Structure	response
Poor	1
Average	4
Good	3
very good	8
Excellent	4
Total	20

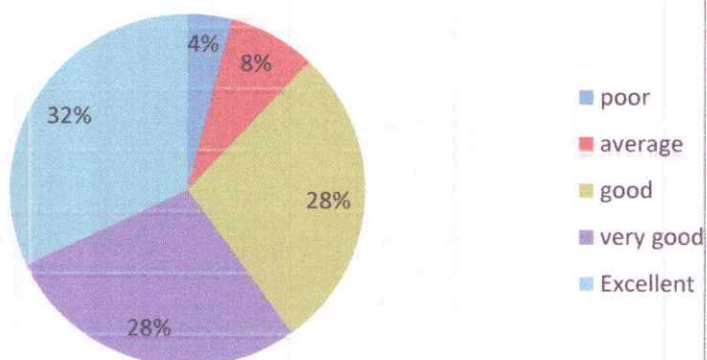
Fee Structure



Opinion About Infrastructure and Lab Facility

Infrastructure & lab Facilities	response
poor	1
average	2
good	5
very good	5
Excellent	7
Total	20

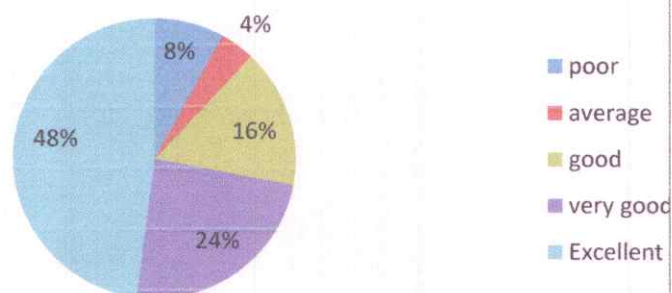
Infrastructure & lab Facilities



Quality of support material

Quality of support material	response
poor	1
average	1
good	3
very good	3
Excellent	12
Total	20

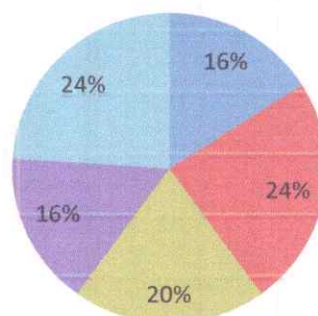
Quality of support material



Training & Placement

Training & Placement	Response
poor	2
average	5
good	5
very good	4
Excellent	2
Total	20

Training & Placement

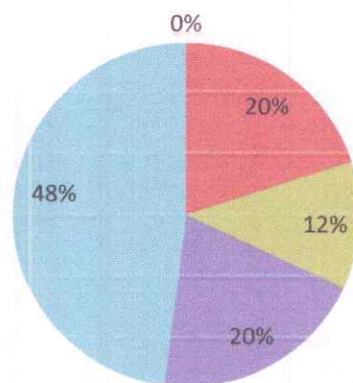


- poor
- average
- good
- very good
- Excellent

Library

Library	response
poor	0
average	2
good	1
very good	2
Excellent	15
Total	20

Library

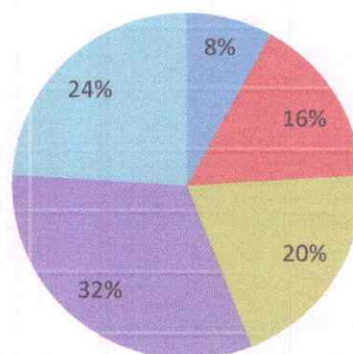


- poor
- average
- good
- very good
- Excellent

Canteen Facility

Canteen Facility	response
poor	1
average	3
good	4
very good	5
Excellent	6
Total	20

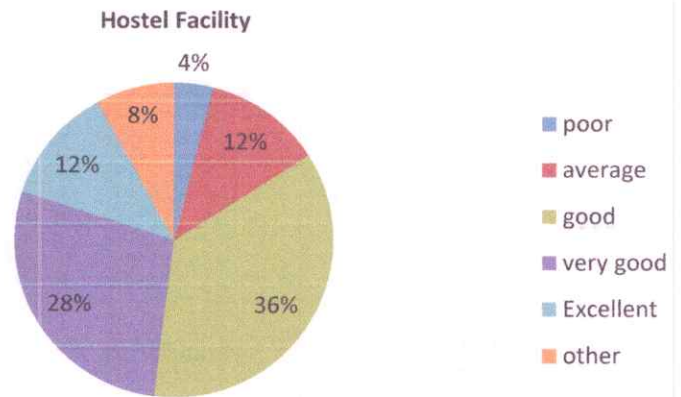
Canteen Facility



- poor
- average
- good
- very good
- Excellent

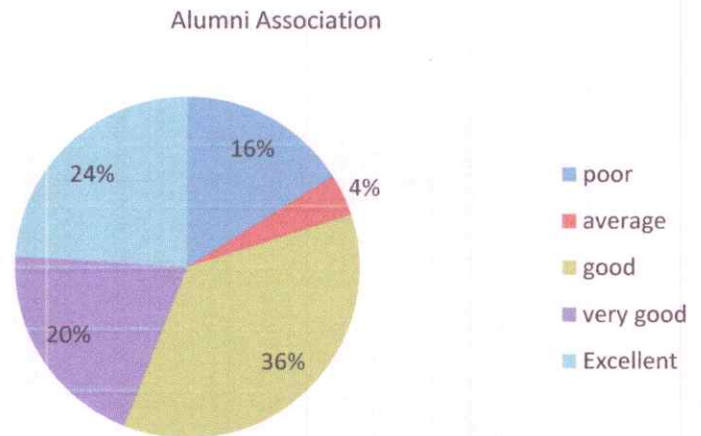
Hostel Facility

Hostel Facility	Response
poor	1
average	2
good	7
very good	6
Excellent	3
other	2
Total	20



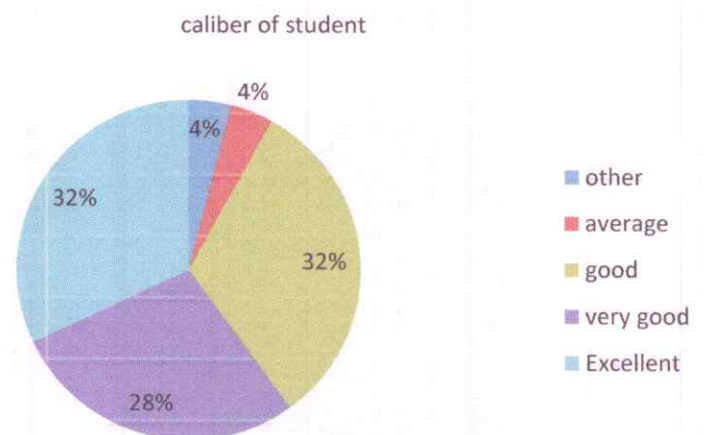
Alumni Association

Alumni Association	Response
poor	1
average	1
good	7
very good	5
Excellent	6
Total	20



caliber of student

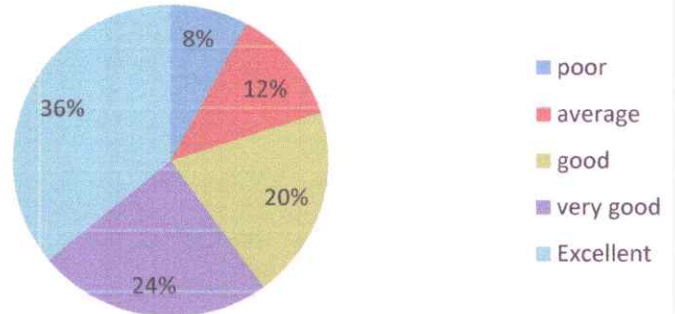
caliber of student	response
other	1
average	1
good	3
very good	7
Excellent	8
Total	20



learning experience

learning experience	response
poor	1
average	1
good	5
very good	5
Excellent	9
Total	20

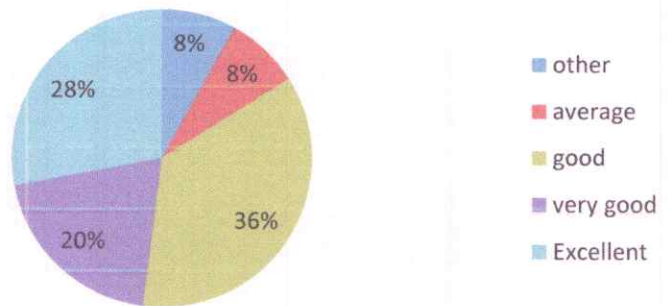
learning experience



current job

current job	response
other	2
average	2
good	9
very good	5
Excellent	7
Total	20

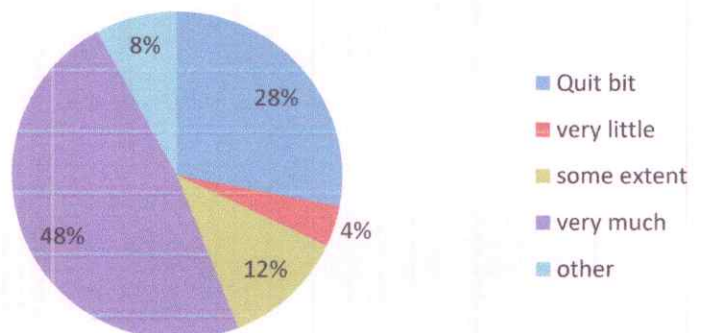
current job



Preparation

Preparation	response
Quit bit	6
very little	1
some extent	3
very much	12
total	20

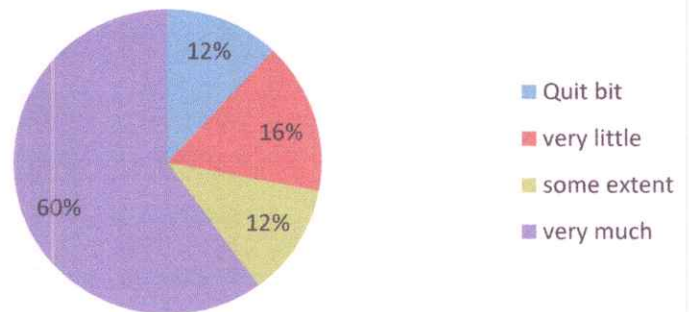
Preparation



Core Competence

Core Competence	response
Quit bit	1
very little	1
some extent	3
very much	15
total	20

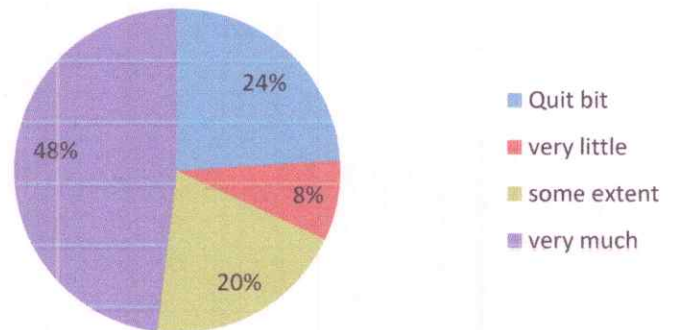
Core Competence



Breadth

Breadth	response
Quit bit	1
very little	2
some extent	5
very much	12
total	20

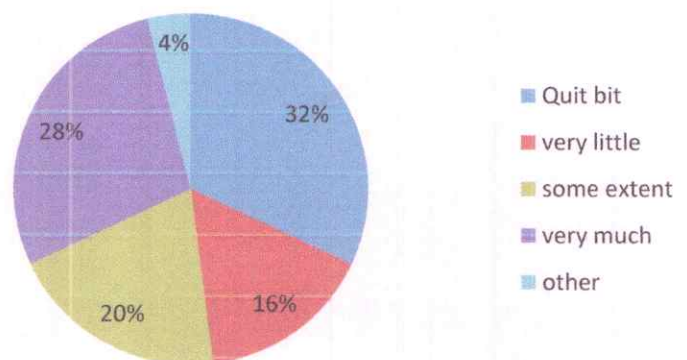
Breadth

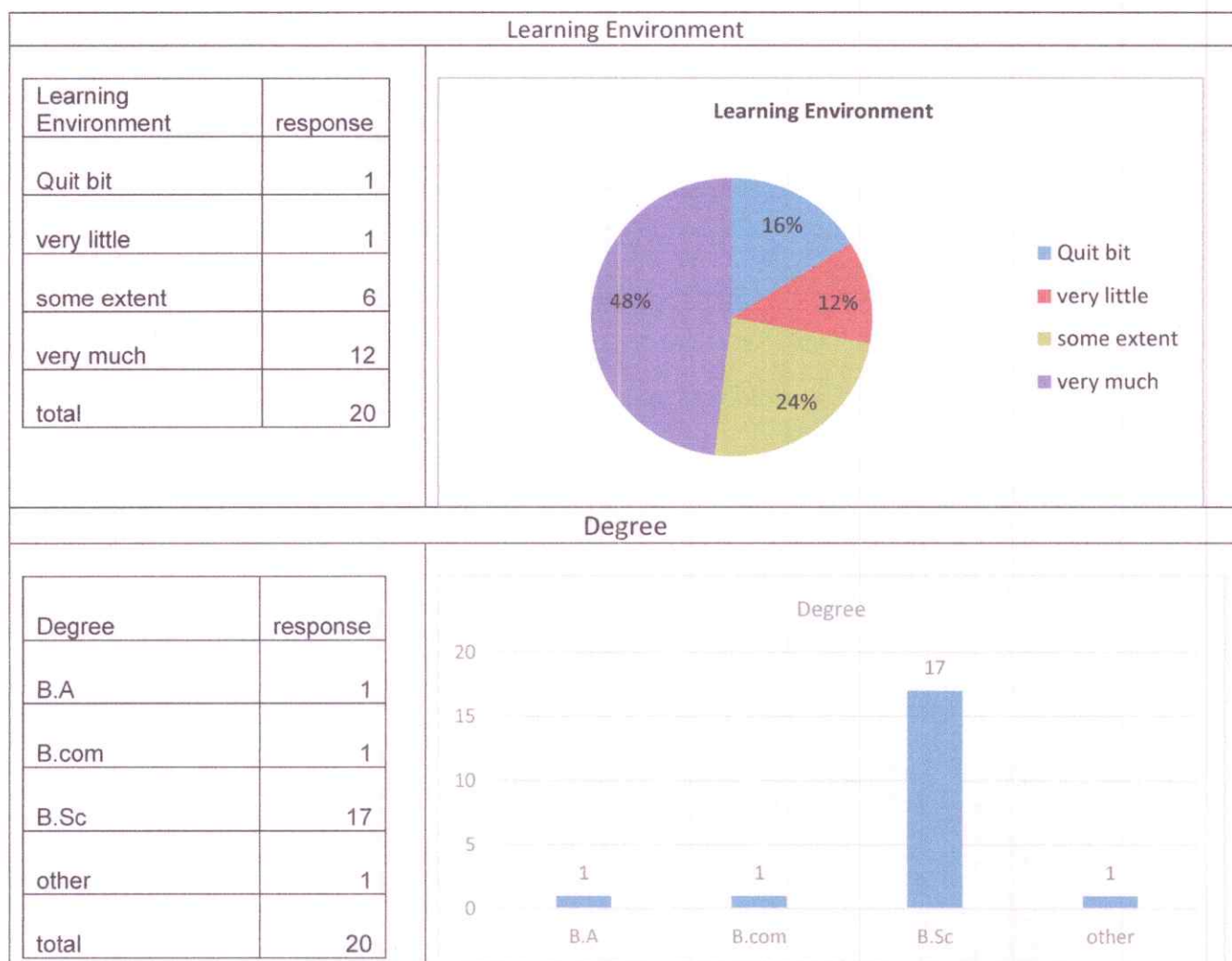


Professionalism

Professionalism	response
Quit bit	3
very little	4
some extent	5
very much	7
other	1
total	20

Professionalism





Conclusion:

Feedback for Alumni was analyzed and the opinion of the stakeholders is obtained about each parameter in terms of percentage. From feedback the conclusions are: The respondents are satisfied about faculty with 100 % and about Infrastructure and Lab Facility with 96% of the college. About 94% and 93% of respondents are satisfied with sports facility and canteen facility in the college. Less than 3% of respondents are not satisfied with hostel facility. About 92% alumni are good relation with the college. Less than 1% of alumni are not satisfied with facility provided by office staff.

Suggestion/ Recommendation

The Alumni's suggestions or recommendations are

1. Provide drinking water for students in college.
2. Arrange alumni meet every year.
3. Start new skill-oriented course to the students to get job after graduation.



Chairman

Feedback Analysis Committee



IQAC Coordinator
R. C. Shahu College,
Kolhapur.



Principal,
Rajarshi Chh. Shahu College
Kolhapur.